

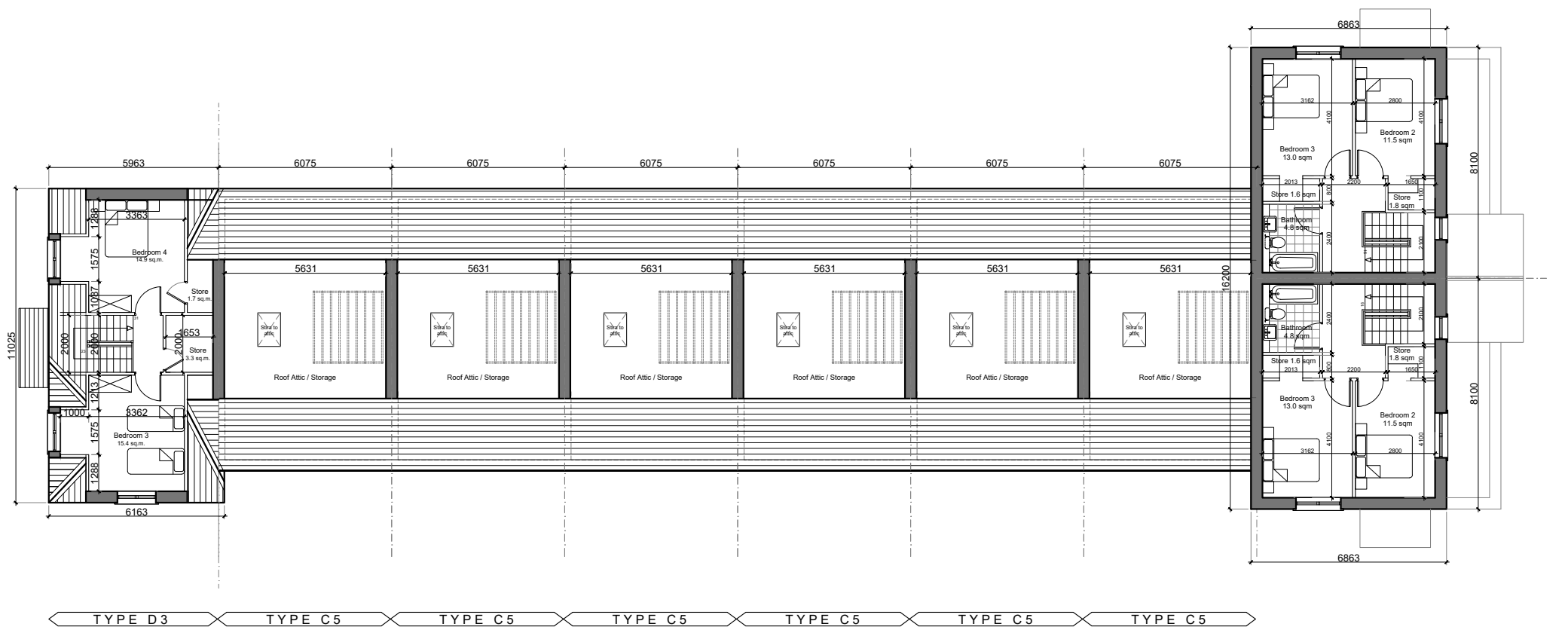
- GENERAL NOTES
1. COPYRIGHT RESERVED
 2. DO NOT SCALE DRAWING. USE FIGURED DIMENSIONS ONLY.
 3. ALL DISCREPANCIES TO BE REPORTED TO ARCHITECT.
 4. THE CONTRACTOR IS RESPONSIBLE FOR CHECKING ALL LEVELS AND DIMENSIONS.
 5. ALL STRUCTURE TO BE TO STRUCTURAL ENGINEERS DETAILS.
 6. ALL MECH & ELEC SERVICES TO SERVICES ENGINEERS DETAILS.
 7. ALL PROPRIETARY ITEMS TO BE INSTALLED IN ACCORDANCE WITH MANUFACTURERS INSTRUCTIONS.
 8. CONTRACTOR IS RESPONSIBLE FOR THE COORDINATION OF STRUCTURE FINISHES AND SERVICES.

REV	DATE	DESCRIPTION	BY

Block Type T2 Option 2

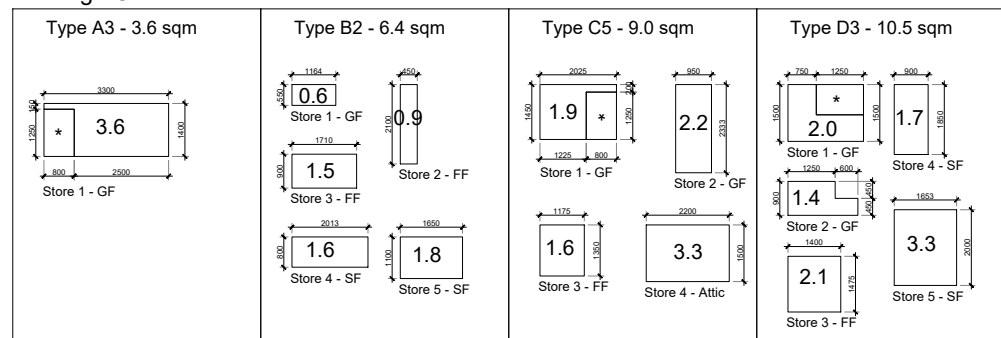
REFER TO SITE LAYOUT PLAN FOR ORIENTATION AND FINISHED FLOOR LEVELS

House Numbers:
1-11, 173-183

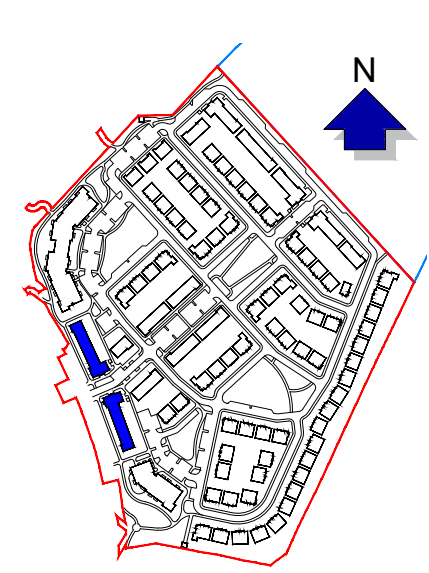


Second Floor Plan - Scale 1:200
Block Type T2

Storage Calculations



*1.0 sqm is subtracted from storage calculation for Heat Pump unit



KEY PLAN
NOT TO SCALE



JOHN FLEMING ARCHITECTS
103 LEESON STREET UPPER, DUBLIN 4.
T: (01) 6689888 E: info@jfa.ie W: www.jfa.ie

CLIENT
ARDSTONE-HOMES-LTD

PROJECT
RESIDENTIAL HOUSING DEVELOPMENT
CRODAUN, CELBRIDGE, CO. KILDARE

DRAWING
BLOCK TYPE T2 - OPTION 2
SECOND FLOOR PLAN

SCALE 1:200 @ A3	JOB NO. 1744
DRAWN BY RJ	REVISION
DATE November 2019	
DRAWING NUMBER P-HT2-0-5	
DRAWING LOCATION w:\17\jfa\1744\03\planning\3.1\planning application\3.1.2.rvt	
DRAWING STATUS PLANNING	