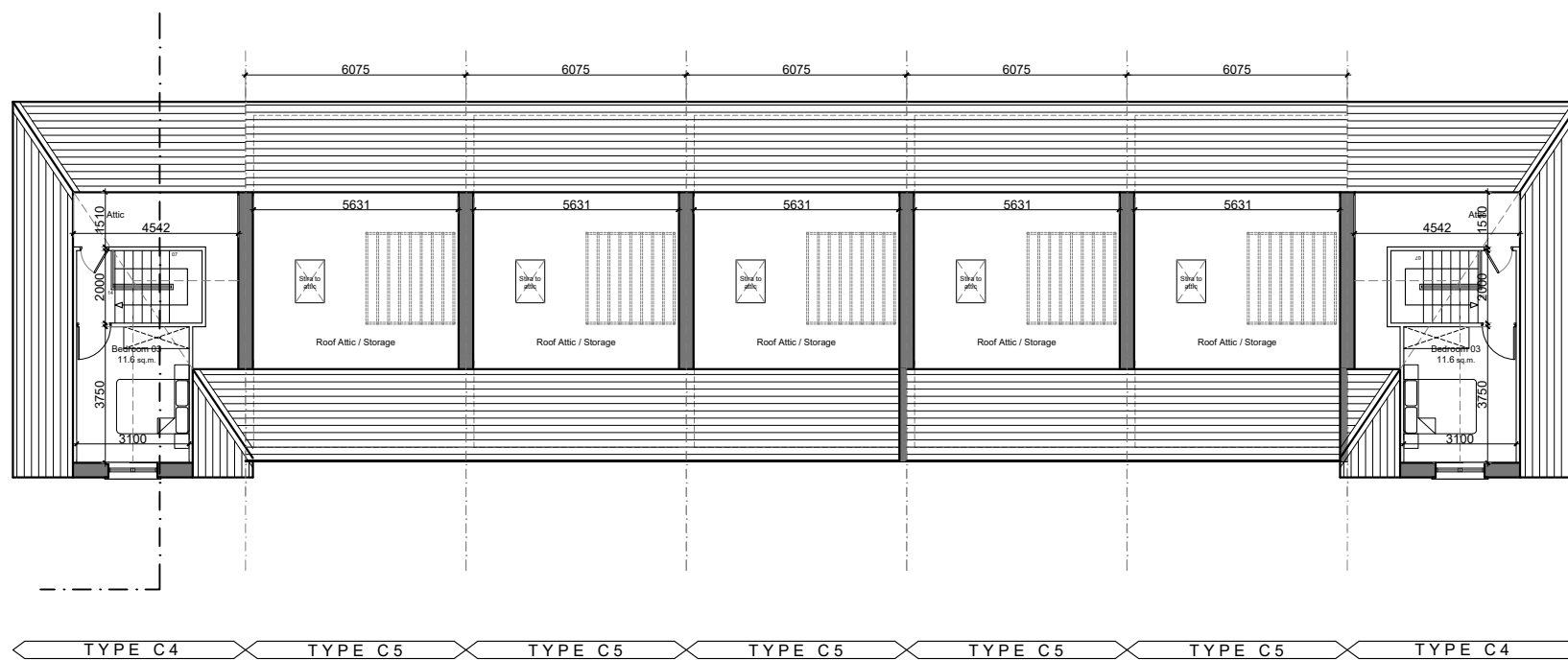


- GENERAL NOTES
1. COPYRIGHT RESERVED
  2. DO NOT SCALE DRAWING. USE FIGURED DIMENSIONS ONLY.
  3. ALL DISCREPANCIES TO BE REPORTED TO ARCHITECT.
  4. THE CONTRACTOR IS RESPONSIBLE FOR CHECKING ALL LEVELS AND DIMENSIONS.
  5. ALL STRUCTURE TO BE TO STRUCTURAL ENGINEERS DETAILS.
  6. ALL MECH & ELEC SERVICES TO SERVICES ENGINEERS DETAILS.
  7. ALL PROPRIETARY ITEMS TO BE INSTALLED IN ACCORDANCE WITH MANUFACTURERS INSTRUCTIONS.
  8. CONTRACTOR IS RESPONSIBLE FOR THE COORDINATION OF STRUCTURE FINISHES AND SERVICES.

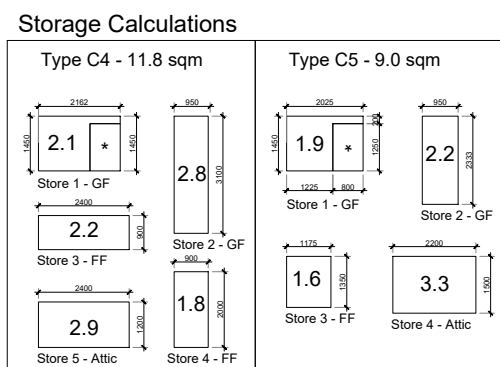
REV	DATE	DESCRIPTION	BY

# Block Type T4 Option 2

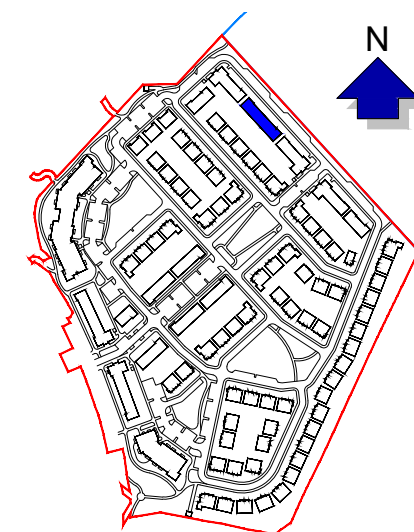
REFER TO SITE LAYOUT PLAN  
FOR ORIENTATION AND  
FINISHED FLOOR LEVELS



Second Floor Plan - Scale 1:200  
Block Type T4



House Numbers:  
224-230



**JOHN FLEMING  
ARCHITECTS**

103 LEESON STREET UPPER, DUBLIN 4.  
T: (01) 6689888 E: info@jfa.ie W: www.jfa.ie

CLIENT  
ARDSTONE-HOMES-LTD

PROJECT  
RESIDENTIAL HOUSING DEVELOPMENT  
CRODAUN, CELBRIDGE, CO. KILDARE

DRAWING  
BLOCK TYPE T4 - OPTION 2  
SECOND FLOOR PLAN

SCALE 1:200 @ A3 JOB NO. 1744  
DRAWN BY RJ  
DATE November 2019  
DRAWING NUMBER P-HT4-0-5 REVISION -

DRAWING LOCATION  
w:\17\jfa\1744\03\planning\3.1\planning application\3.1.2.xref

DRAWING STATUS  
PLANNING

KEY PLAN  
NOT TO SCALE

