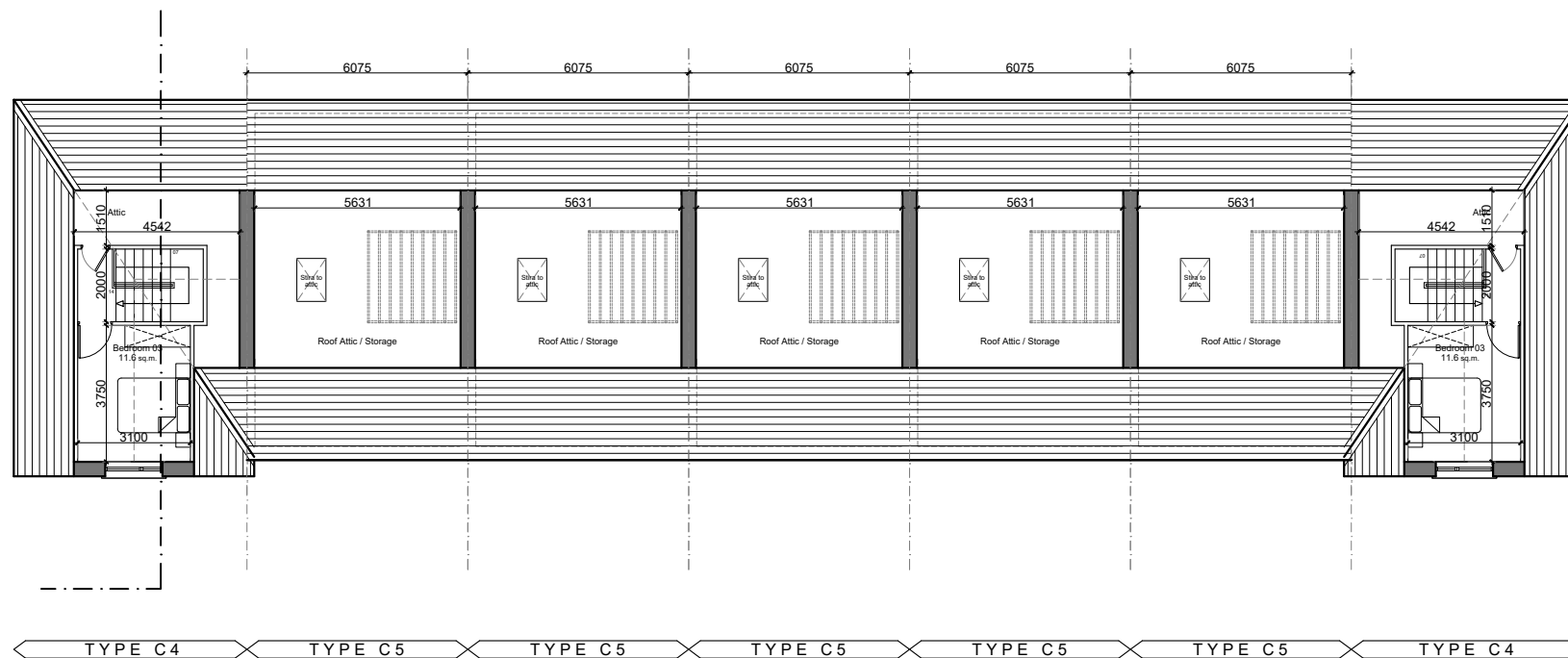


- GENERAL NOTES
1. COPYRIGHT RESERVED
 2. DO NOT SCALE DRAWING. USE FIGURED DIMENSIONS ONLY.
 3. ALL DISCREPANCIES TO BE REPORTED TO ARCHITECT.
 4. THE CONTRACTOR IS RESPONSIBLE FOR CHECKING ALL LEVELS AND DIMENSIONS.
 5. ALL STRUCTURE TO BE TO STRUCTURAL ENGINEERS DETAILS.
 6. ALL MECH & ELEC SERVICES TO SERVICES ENGINEERS DETAILS.
 7. ALL PROPRIETARY ITEMS TO BE INSTALLED IN ACCORDANCE WITH MANUFACTURERS INSTRUCTIONS.
 8. CONTRACTOR IS RESPONSIBLE FOR THE COORDINATION OF STRUCTURE FINISHES AND SERVICES.

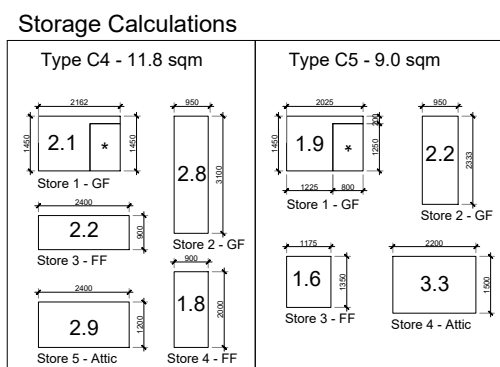
| REV | DATE | DESCRIPTION | BY |
|-----|------|-------------|----|
| | | | |
| | | | |
| | | | |
| | | | |

Block Type T4 Option 3


REFER TO SITE LAYOUT PLAN
FOR ORIENTATION AND
FINISHED FLOOR LEVELS



Second Floor Plan - Scale 1:200
Block Type T4



House Numbers:
224-230



**JOHN FLEMING
ARCHITECTS**
103 LEESON STREET UPPER, DUBLIN 4.
T: (01) 6689888 E: info@jfa.ie W: www.jfa.ie

CLIENT
ARDSTONE-HOMES-LTD

PROJECT
RESIDENTIAL HOUSING DEVELOPMENT
CRODAUN, CELBRIDGE, CO. KILDARE

DRAWING
BLOCK TYPE T4 - OPTION 3
SECOND FLOOR PLAN

SCALE
1:200 @ A3

DATE
November 2019

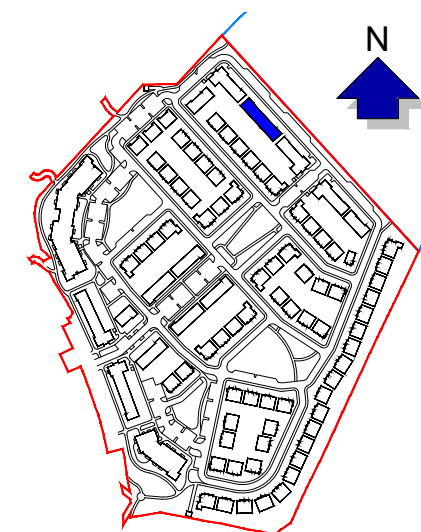
DRAWING NUMBER
P-HT4-0-8

JOB NO.
1744

REVISION
-

DRAWING LOCATION
w:\17\johel1744\03\planning\3.1\planning application\3.1.2.rvt

DRAWING STATUS
PLANNING



KEY PLAN
NOT TO SCALE

